

# Team Building

- History of Big Data Team

Year	Progress		Budget (Thousand US\$)
2014	Organized 'Big Data Team'	Under Citizen's Communication Div. # of members: 3 (1 specialist)	300
	Built infra system	Server, GIS, BI(Tablelau), Data Collection	
2015	Theme: Population, Traffic and Flooding	"Moving into NYJ→ Reference Area" "Repeated Flooded Area→ Threshold for Alarming"	100
	One-Stop Birth Registration (Coop. with Central Gov.)	Analysis of Blog and SNS for pregnant	
2016	Targeting for job matching (Job Center + NPS)	Improvement of Job searching (Talent Map on dashboard of jobless)	100
	Preventive service against infection, Route adjustment of public shuttle bus	Calendar for preventive activities in advance, Shuttle bus operating strategies	
	Quality improvement of public service (Coop. with Central Gov.)	Analysis of approval data (Housing)	
2017	Health/Medical Care Top 10 tasks of NYJ4.0	Priority by living area including 10 tasks of NYJ 4.0	100

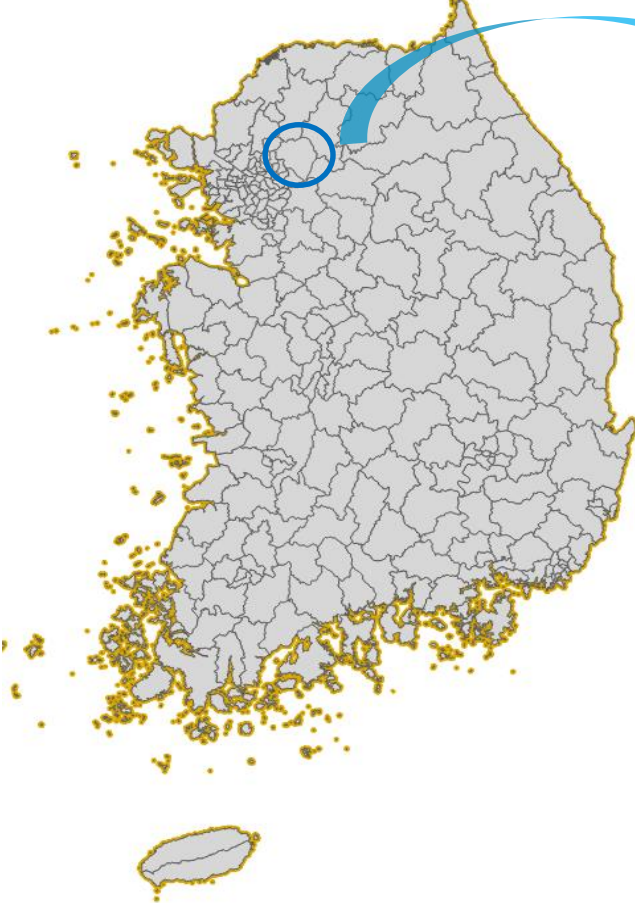
# Prize and Commendation

- Won Bronze Medal
  - In national competition of public big data analysis
  - Coworked with NPS(National Pension System)
  - “Job Matching Improvement”
- Commendation for Cooperation
  - From Central Government
  - Appraising NYJ’s cooperation and contribution in data analysis
  - “One Stop Birth Registration”

# Analysis under De-Identification

- “Privacy Prevention” → Priority of NYJ Big Data Analysis

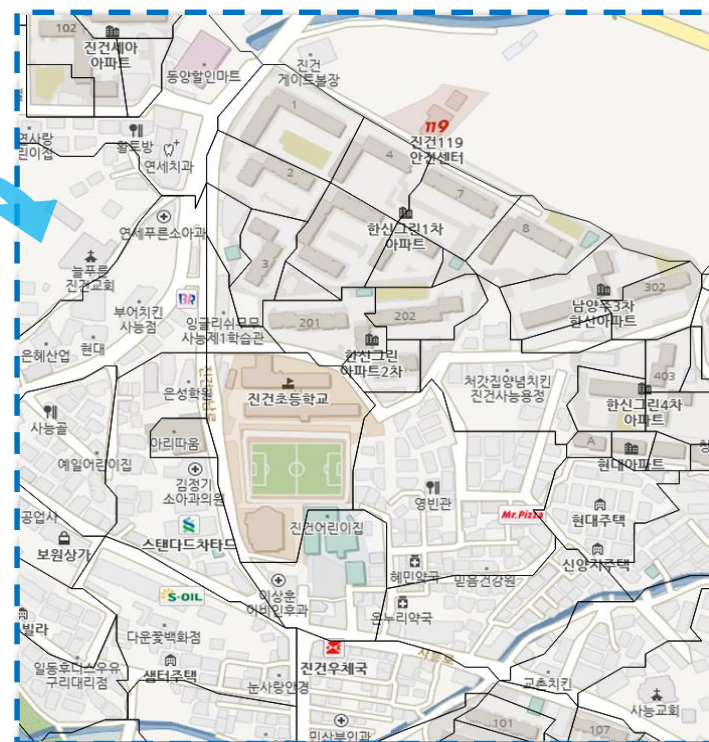
250 Local Gov. of Korea



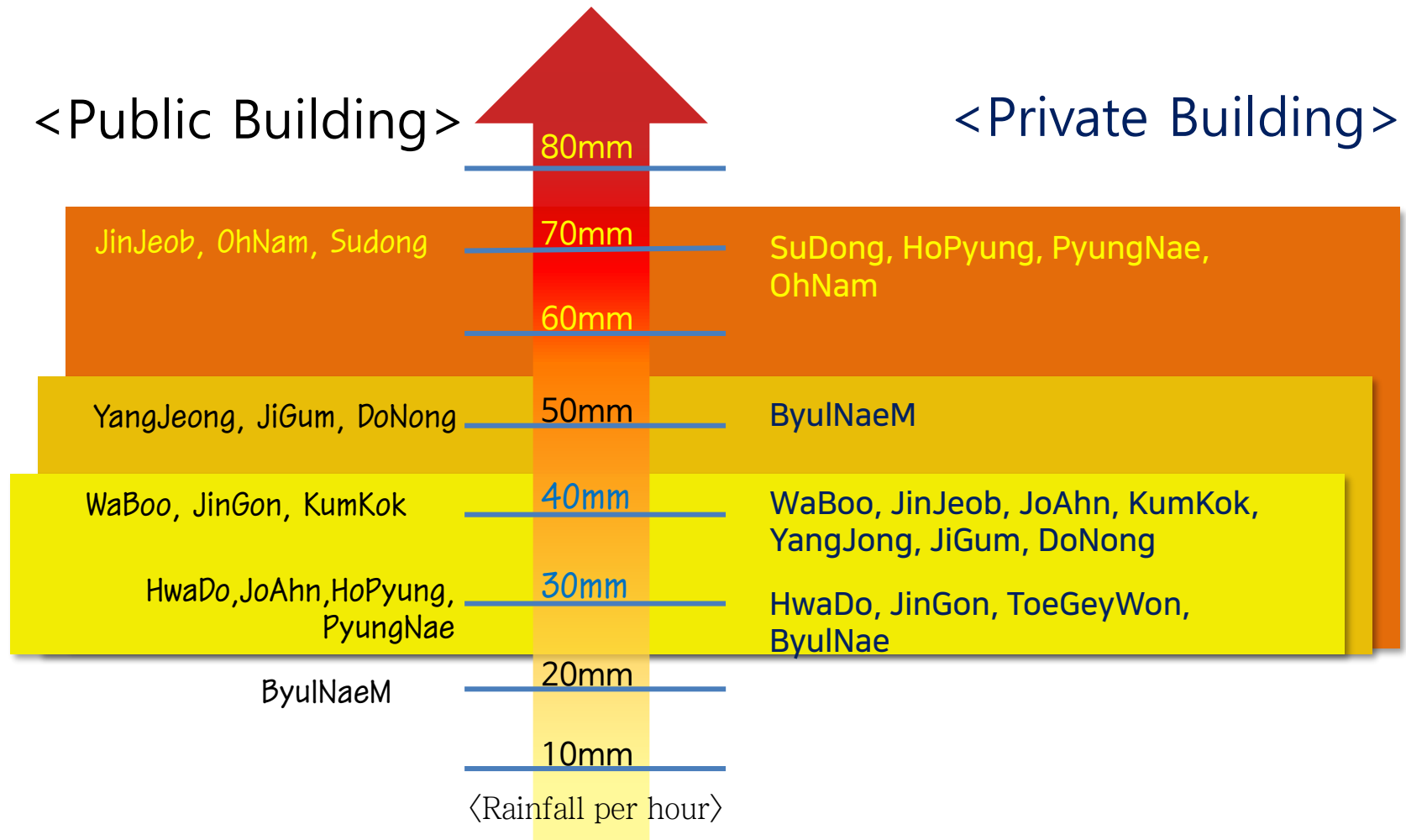
16 Regions of NYJ



Block(Region of JinGon)



# Threshold to call standby



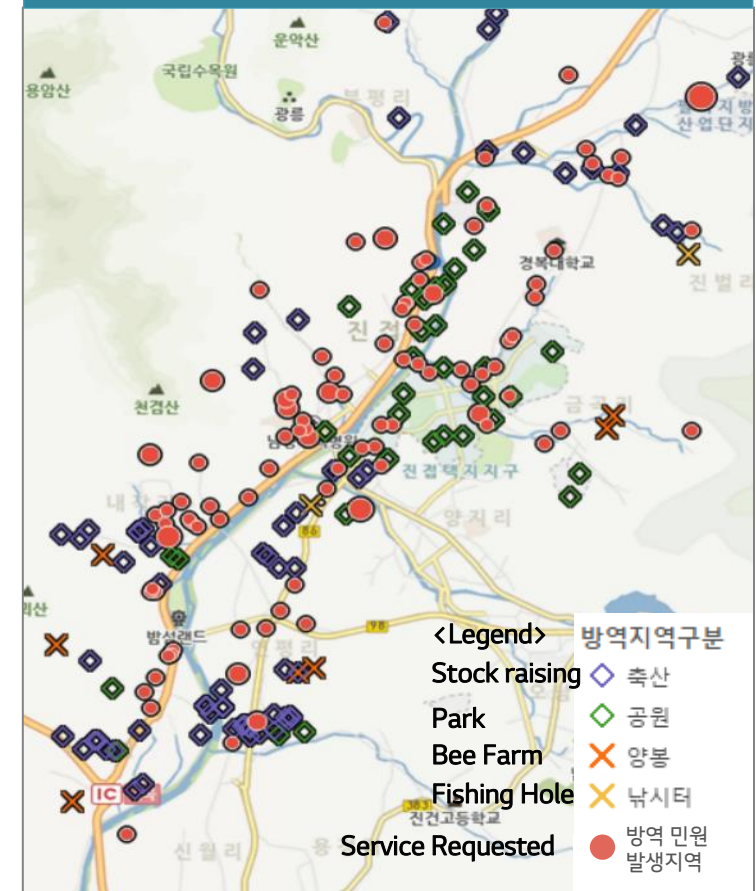
# Public service in advance

## Preventing Infectious Diseases from insects

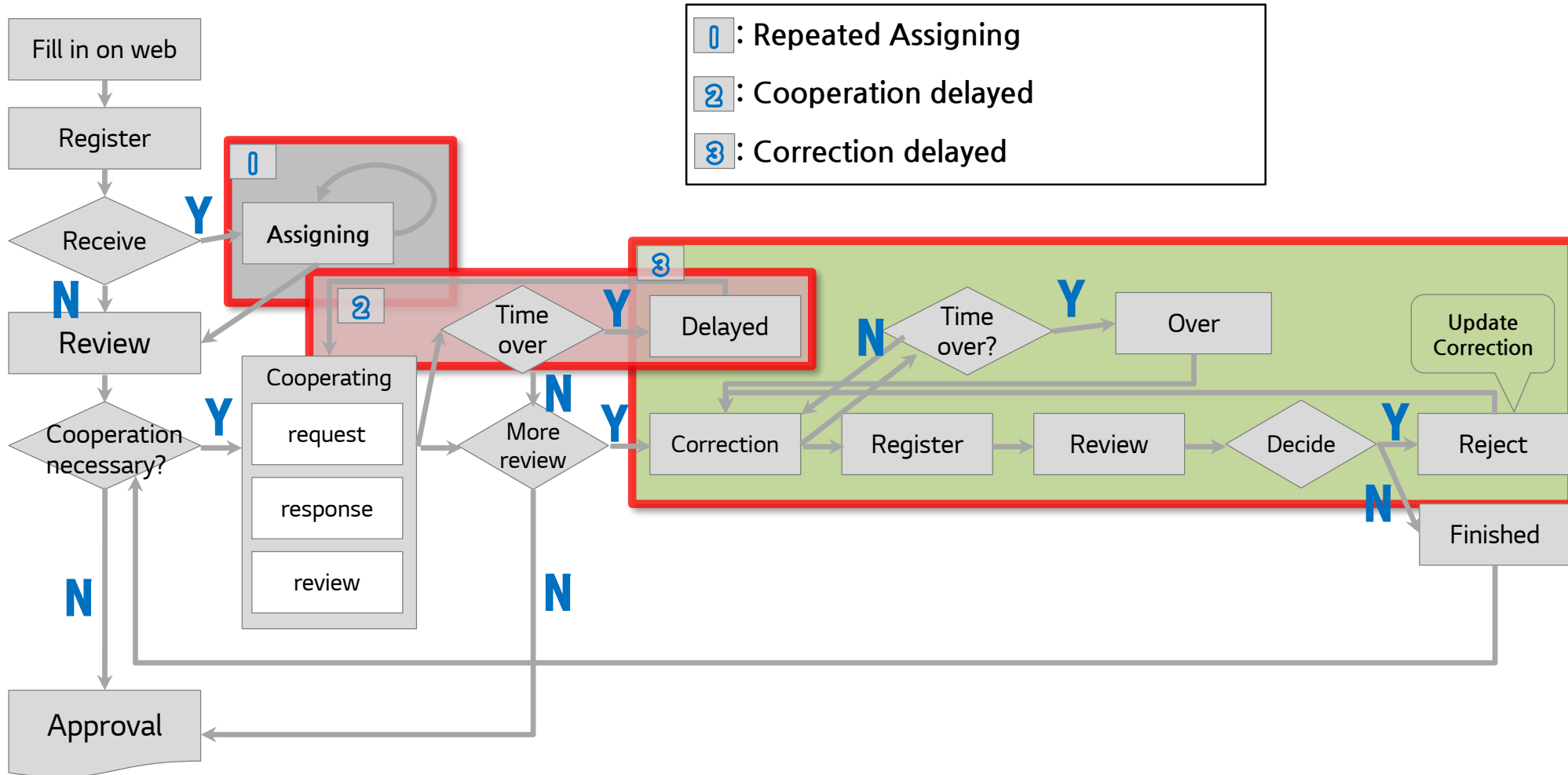
### Frequency of service request

	WaB u	JinJe ob	Hwa Do	JinGo n	OhNa m	Byul Nae	SuDo ng	JoAh n	ToeG yeW on	HoPy ung	Pyun gNae	Kum Kok	Yang Jeon g	JiGu m	DoN ong	Byul Nae	Sum
Jan			1														1
Feb	2	1	1				1	1									6
Mar	15	2	1	1	1			2	1	2	1	2	1	4	1	7	41
Apr	25	8	19	6	2		2	1	1			3	4	17	5	4	97
May	102	44	47	42	11	5	13	11	8	4	12	26	23	38	6	6	398
Jun	53	39	90	42	15	8	39	18	8	15	9	37	18	46	12	15	464
Jul	46	99	164	73	56	13	30	19	14	50	48	29	31	49	7	27	755
Aug	40	30	73	27	13	3	32	17	3	16	8	33	17	31	8	10	361
Sep	17	25	43	11	8	3	8	3	2	5	7	16	18	17	5	7	195
Oct	7	3	9	4		1	4			3		11		3	2	1	48
Nov	5	9	5	1			3				1	4	1			1	30
Dec												3					3
Sum	312	260	453	207	106	33	132	72	37	95	86	164	113	205	46	78	2,399

### Locations on the map



# Analysis of Approval Process



# Analysis of Profile by each region

## ByulNae-Dong

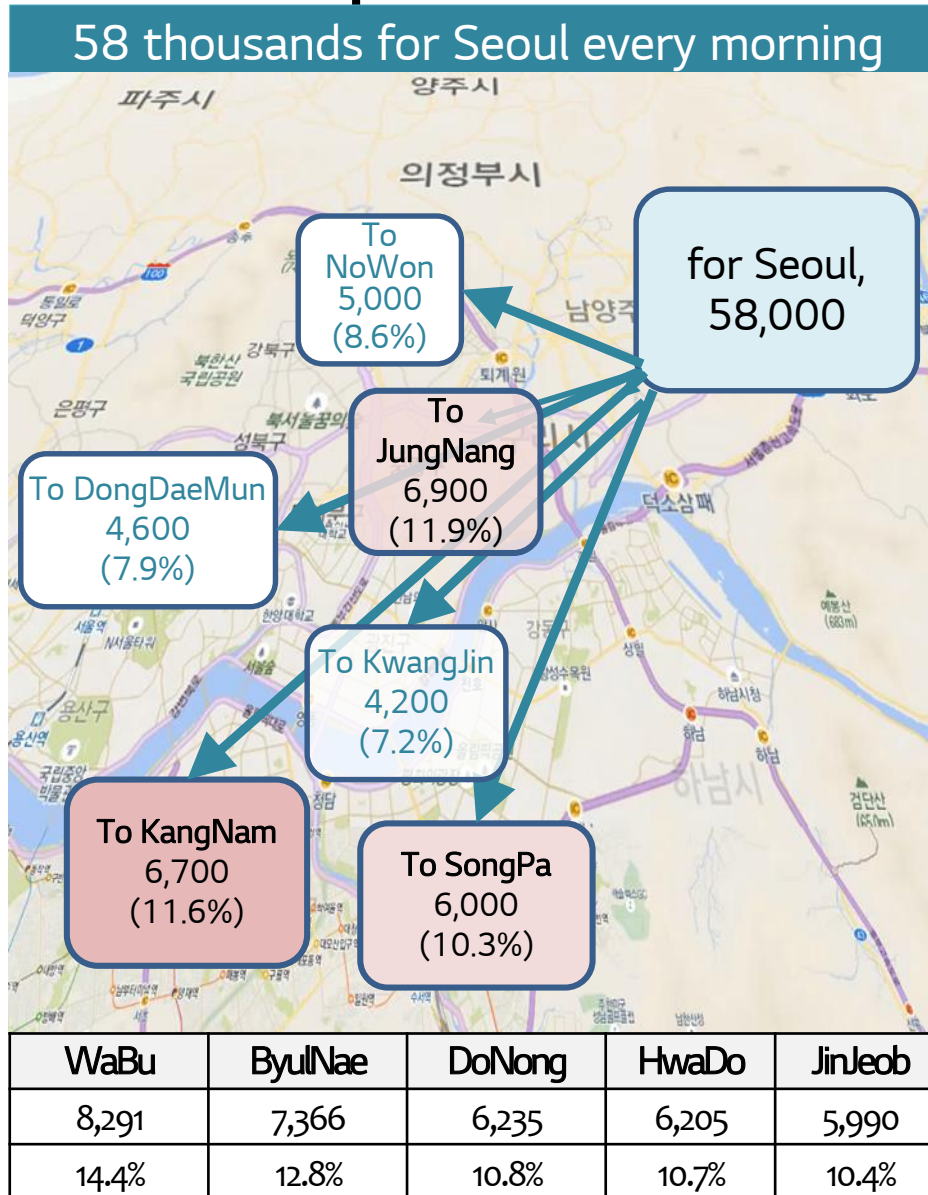


Area	Ann. Income (Million KRW)	Outstanding M.Loan (Million KRW)
Korea	35.7	113.7
Province	36.7	125.8
NYJ	34.6	124.7
ByulNae	38.5	194.6
HoPyung	37.6	147.9
DoNong	39.4	171.2

※ as of SepY14, age of 30 to 49, Men

Moved from			Moved to			
JinJeob	966	★ 5,307 (25.8%)	NYJ	1,324 (21.3%)	ToeG.Won	383
ByulNaeM	854			JinJeob	235	
ToeG.Won	643			ByulNaeM	209	
HwaDo	438			OhNam	93	
NoWon	3,183	9,568 (46.6%)	Seoul	2,574 (41.4%)	NoWon	786
JungNang	1,567			JungNang	442	
DoBong	772			SongBuk	153	
SongBuk	594			DongDaeMun	127	
	1,307	(6.4%)	KuRi	(3.8%)		236
Uijongbu	1,077	3,254 (15.8%)	Near cities	1,237 (19.9%)	Uijongbu	242
Yangju	260			KoYang	139	
KoYang	248			YongIn	131	
SungNam	212			SuWon	77	
InChon	250	1,106 (5.4%)	Others	840 (13.5%)	KangWon	139
KangWon	209			ChungNam	98	
BuSan	83			InChon	80	
20,542			Sum		6,211	
4,286			(within region)		4,286	

# Analysis of transportation to work place





# Cooperating for better service

